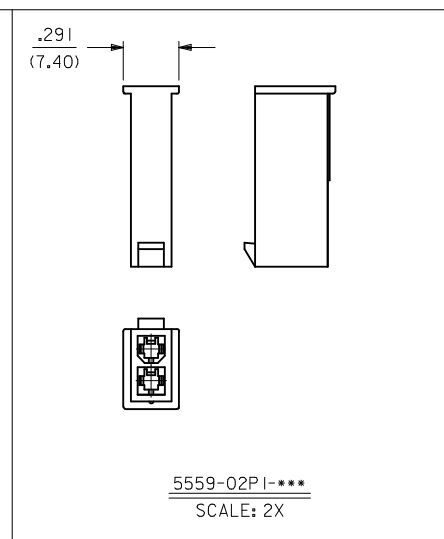
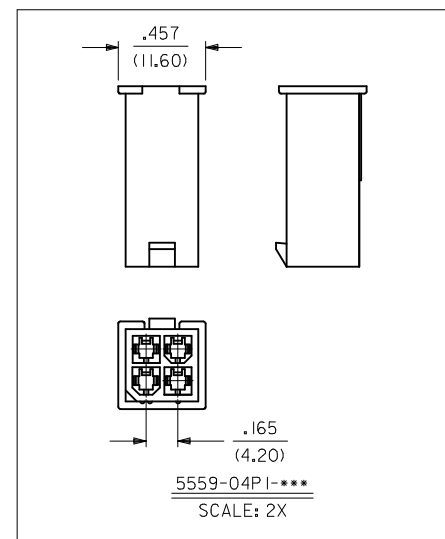
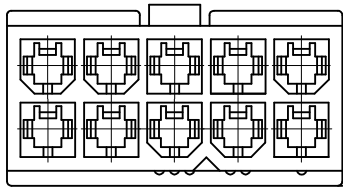
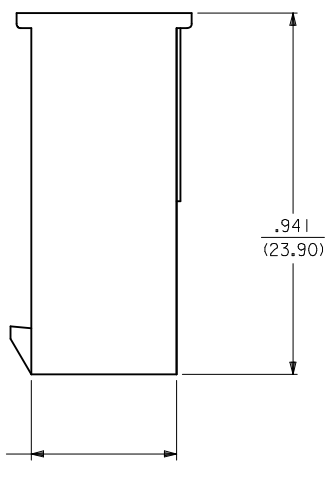
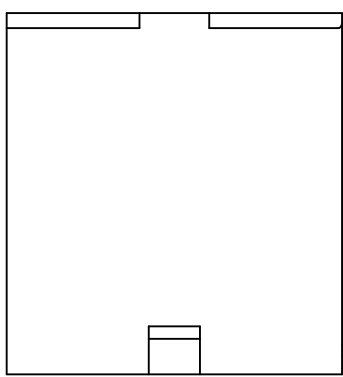


CKT. SIZE	DIM. A	DIM. B
6	.331 (8.40)	.543 (13.80)
8	.496 (12.60)	.709 (18.00)
10	.661 (16.80)	.874 (22.20)
12	.827 (21.00)	1.039 (26.40)
14	.992 (25.20)	1.205 (30.60)
16	1.157 (29.40)	1.370 (34.80)
18	1.323 (33.60)	1.535 (39.00)
20	1.488 (37.80)	1.701 (43.20)
22	1.654 (42.00)	1.866 (47.40)
24	1.819 (46.20)	2.031 (51.60)



- NOTES:
- MATERIAL: BLANK=NYLON 6/6, UL 94V-2, COLOR: NATURAL
BL=NYLON 6/6, UL94V-2, COLOR: BLACK
210=NYLON 6/6, UL 94V-0, COLOR: NATURAL
220=NYLON 6/6, UL 94V-2, U.V. STABILIZED, COLOR: BLACK
 - FINISH: N/A
 - PRODUCT SPECIFICATION: PS-5556-001
 - PACKAGING SPECIFICATION: SEE CHARTS
 - THIS PART MATES WITH RECEPTACLE #5557
 - THIS PART IS FOR USE WITH MOLEX MALE TERMINAL #5558-*

REV	DESCRIPTION
D2	

QUALITY SYMBOLS	
	=0
	=0

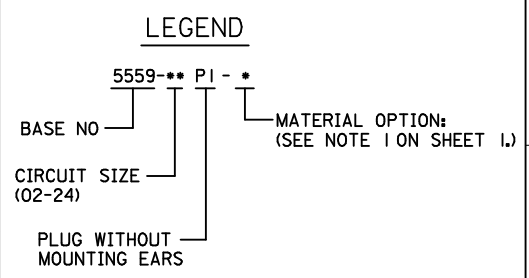
GENERAL TOLERANCES (UNLESS SPECIFIED)	
4 PLACES ±	---
3 PLACES ±	---
2 PLACES ±	0.38
1 PLACE ±	---
ANGULAR ±1/2°	

DIMENSION STYLE		SCALE	DESIGN UNITS	THIRD ANGLE PROJECTION
IN/MM		4:1	METRIC	
DRAWN BY	DATE	TITLE		
RJF	1989/09/22	MINI FIT JR SERIES PLUG W/O MTG. EARS		
CHECKED BY	DATE	MOLEX INCORPORATED		
BAP	1989/09/22			
APPROVED BY	DATE	DOCUMENT NO.		
ROS	1989/09/22	SD-5559-NP1*		
MATERIAL NO.		SHEET NO.		
SEE CHART		1 OF 2		

THIS DRAWING CONTAINS INFORMATION THAT IS PROPRIETARY TO MOLEX INCORPORATED AND SHOULD NOT BE USED WITHOUT WRITTEN PERMISSION

13	12	11	10	9
PART NUMBER	ENG. NUMBER	CIRCUIT SIZE	MATERIAL	PACKAGING SPECIFICATION
39-01-3023	5559-02P I	2	94V-2	PK-5559-002
39-01-3043	5559-04P I	4	94V-2	BULK
39-01-3063	5559-06P I	6	94V-2	BULK
39-01-3083	5559-08P I	8	94V-2	BULK
39-01-3103	5559-10P I	10	94V-2	BULK
39-01-3123	5559-12P I	12	94V-2	BULK
39-01-3143	5559-14P I	14	94V-2	BULK
39-01-3163	5559-16P I	16	94V-2	BULK
39-01-3183	5559-18P I	18	94V-2	BULK
39-01-3203	5559-20P I	20	94V-2	BULK
39-01-3223	5559-22P I	22	94V-2	BULK
39-01-3243	5559-24P I	24	94V-2	BULK

8	7	6	5	4
PART NUMBER	ENG. NUMBER	CIRCUIT SIZE	MATERIAL	PACKAGING SPECIFICATION
39-01-3029	5559-02P I-2 I O	2	94V-0	PK-5559-002
39-01-3049	5559-04P I-2 I O	4	94V-0	BULK
39-01-3069	5559-06P I-2 I O	6	94V-0	BULK
39-01-3089	5559-08P I-2 I O	8	94V-0	BULK
39-01-3109	5559-10P I-2 I O	10	94V-0	BULK
39-01-3129	5559-12P I-2 I O	12	94V-0	BULK
39-01-3149	5559-14P I-2 I O	14	94V-0	BULK
39-01-3169	5559-16P I-2 I O	16	94V-0	BULK
39-01-3189	5559-18P I-2 I O	18	94V-0	BULK
39-01-3209	5559-20P I-2 I O	20	94V-0	BULK
39-01-3229	5559-22P I-2 I O	22	94V-0	BULK
39-01-3249	5559-24P I-2 I O	24	94V-0	BULK



PART NUMBER	ENG. NUMBER	CIRCUIT SIZE	MATERIAL	PACKAGING SPECIFICATION
15-04-6020	5559-02P I-220	2	94V-2, U.V. STABILIZED	PK-5559-002
NO E.D.P.	5559-04P I-220	4	94V-2, U.V. STABILIZED	BULK
NO E.D.P.	5559-06P I-220	6	94V-2, U.V. STABILIZED	BULK
NO E.D.P.	5559-08P I-220	8	94V-2, U.V. STABILIZED	BULK
NO E.D.P.	5559-10P I-220	10	94V-2, U.V. STABILIZED	BULK
NO E.D.P.	5559-12P I-220	12	94V-2, U.V. STABILIZED	BULK
NO E.D.P.	5559-14P I-220	14	94V-2, U.V. STABILIZED	BULK
NO E.D.P.	5559-16P I-220	16	94V-2, U.V. STABILIZED	BULK
NO E.D.P.	5559-18P I-220	18	94V-2, U.V. STABILIZED	BULK
NO E.D.P.	5559-20P I-220	20	94V-2, U.V. STABILIZED	BULK
NO E.D.P.	5559-22P I-220	22	94V-2, U.V. STABILIZED	BULK
NO E.D.P.	5559-24P I-220	24	94V-2, U.V. STABILIZED	BULK

PART NUMBER	ENG. NUMBER	CIRCUIT SIZE	MATERIAL	PACKAGING SPECIFICATION
39-01-3026	5559-02P1-BL	2	94V-2	PK-5559-002
39-01-3046	5559-04P1-BL	4	94V-2	BULK
39-01-3066	5559-06P1-BL	6	94V-2	BULK
39-01-3086	5559-08P1-BL	8	94V-2	BULK
39-01-3106	5559-10P1-BL	10	94V-2	BULK
39-01-3126	5559-12P1-BL	12	94V-2	BULK
39-01-3146	5559-14P1-BL	14	94V-2	BULK
39-01-3166	5559-16P1-BL	16	94V-2	BULK

ADDED PK SPECS EC NO: UCP2009-0724 DRAWN: JLOSTNER 2008/10/01 CHKD: JBEL 2008/10/03 APPR: F SMITH 2008/10/03 REV DESCRIPTION	QUALITY SYMBOLS ▽=0 ▽=0	GENERAL TOLERANCES (UNLESS SPECIFIED) <table border="1"> <tr><th colspan="2">mm</th><th>INCH</th></tr> <tr><td>4 PLACES ±</td><td>---</td><td>± ---</td></tr> <tr><td>3 PLACES ±</td><td>---</td><td>± ---</td></tr> <tr><td>2 PLACES ±</td><td>---</td><td>± .015</td></tr> <tr><td>1 PLACE ±</td><td>0.38</td><td>± ---</td></tr> </table>	mm		INCH	4 PLACES ±	---	± ---	3 PLACES ±	---	± ---	2 PLACES ±	---	± .015	1 PLACE ±	0.38	± ---	DIMENSION STYLE IN/MM DRAWN BY DATE R/JF 1989/09/22 CHECKED BY DATE BAP 1989/09/22 APPROVED BY DATE ROS 1989/09/22	SCALE 1:1 DESIGN UNITS INCH 	THIRD ANGLE PROJECTION
	mm		INCH																	
	4 PLACES ±	---	± ---																	
	3 PLACES ±	---	± ---																	
2 PLACES ±	---	± .015																		
1 PLACE ±	0.38	± ---																		
DRAFT WHERE APPLICABLE MUST REMAIN WITHIN DIMENSIONS		MATERIAL NO. SEE CHART	TITLE MINI-FIT JR SERIES PLUG W/O MTG. EARS																	
SIZE 		MOLEX INCORPORATED SD-5559-NP1*			SHEET NO. 2 OF 2															
THIS DRAWING CONTAINS INFORMATION THAT IS PROPRIETARY TO MOLEX INCORPORATED AND SHOULD NOT BE USED WITHOUT WRITTEN PERMISSION																				